



PHILLY FLU FINDINGS

Philadelphia Department of Public Health

Seasonal Influenza Surveillance Report

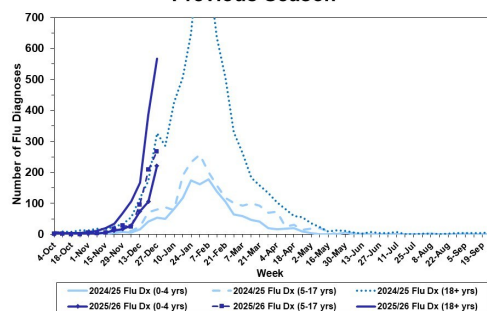
MMWR Week 52 December 21, 2025—December 27, 2025

Philadelphia Influenza Activity

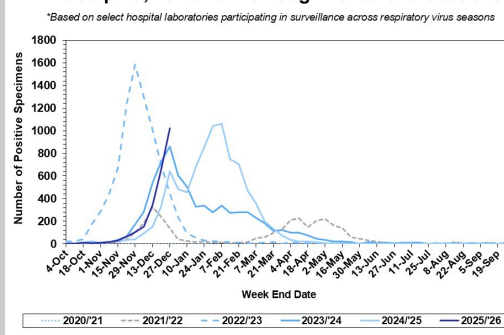
Please note these data are provisional and subject to change.

During week 52, influenza diagnoses at local emergency departments increased for all age groups. Positive detections for influenza A at select local hospital laboratories increased sharply, while detections for influenza B remained low during week 52. Fourteen influenza outbreaks in long-term care facilities have been reported and confirmed (≥ 1 case of laboratory confirmed flu reported in a long-term care facility) during the 2025-2026 season to date.

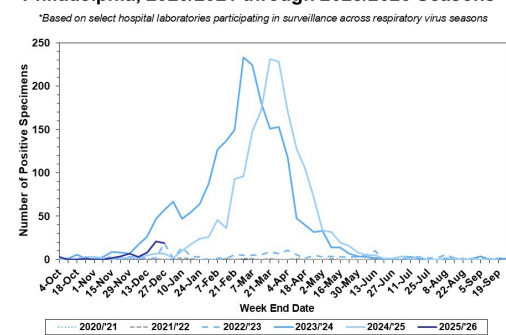
Influenza Diagnoses at Philadelphia Emergency Departments, Current Season Compared with Previous Season



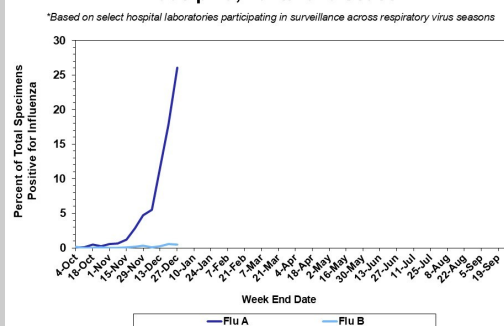
Laboratory-Based Surveillance for Influenza A Philadelphia, 2020/2021 through 2025/2026 Seasons*



Laboratory-Based Surveillance for Influenza B Philadelphia, 2020/2021 through 2025/2026 Seasons*



Laboratory-Based Surveillance for Influenza (%) Philadelphia, 2025/2026 Season*



Pennsylvania

As of December 27, 2025 the Pennsylvania Department of Health (PADOH) respiratory virus summaries currently list influenza activity as very high and increasing rapidly. Activity levels in PA are based on laboratory confirmed influenza cases. For more information, please visit: <https://www.pa.gov/agencies/health/diseases-conditions/infectious-disease/respiratory-viruses/respiratory-virus-dashboard>

United States

As of December 27, 2025, the CDC reported that influenza activity is elevated and increasing across the country. In week 52, clinical laboratories reported 23,271 (32.9%) of 70,757 specimens tested positive for influenza, 92.8% of which were influenza A. Of influenza A specimens subtyped at public health labs, 85.5% have been subtyped as H3N2 and 14.5% have been subtyped as H1N1. In week 52, 6 jurisdictions with sufficient data reported minimal to moderate levels of activity, while 16 jurisdictions, including Pennsylvania, reported high activity. Additionally, 32 jurisdictions reported very high activity, including New York City, New York State, and New Jersey. Activity levels are calculated from outpatient data reported to ILINet. For more information, please visit: <https://www.cdc.gov/fluview/surveillance/2025-week-52.html>

All institutional outbreaks and hospitalized and fatal cases of influenza are to be reported to PDPH.

Phone: (215) 685-6742 Fax: (215) 238-6947

Email: ACD@phila.gov

Reporting requirements and forms are posted online at hip.phila.gov