



PHILLY FLU FINDINGS

Philadelphia Department of Public Health

Seasonal Influenza Surveillance Report

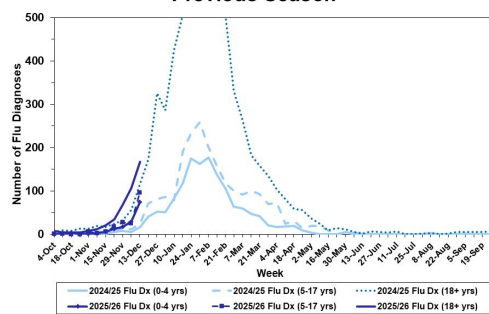
MMWR Week 50 December 7, 2025—December 13, 2025

Philadelphia Influenza Activity

Please note these data are provisional and subject to change.

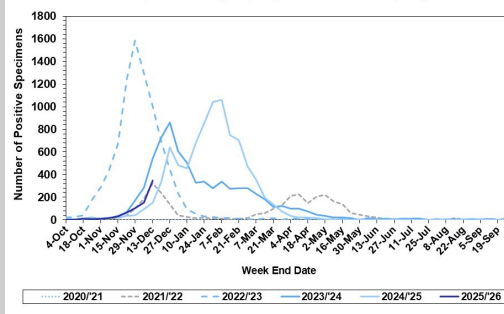
During week 50, influenza diagnoses at local emergency departments increased for all age groups. Positive detections for influenza A at select local hospital laboratories increased sharply, while detections for influenza B remained low during week 50. Two influenza outbreaks in long-term care facilities have been reported and confirmed (≥ 1 case of laboratory confirmed flu reported in a long-term care facility) during the 2025-2026 season to date.

Influenza Diagnoses at Philadelphia Emergency Departments, Current Season Compared with Previous Season



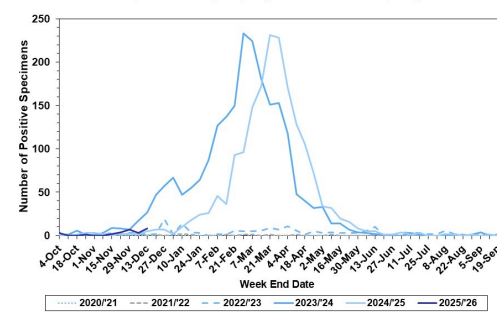
Laboratory-Based Surveillance for Influenza A Philadelphia, 2020/2021 through 2025/2026 Seasons*

*Based on select hospital laboratories participating in surveillance across respiratory virus seasons



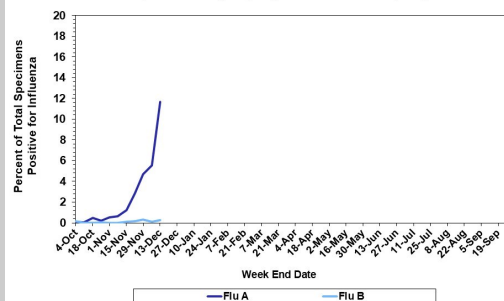
Laboratory-Based Surveillance for Influenza B Philadelphia, 2020/2021 through 2025/2026 Seasons*

*Based on select hospital laboratories participating in surveillance across respiratory virus seasons



Laboratory-Based Surveillance for Influenza (%) Philadelphia, 2025/2026 Season*

*Based on select hospital laboratories participating in surveillance across respiratory virus seasons



Pennsylvania

As of December 13, 2025 the Pennsylvania Department of Health (PADOH) respiratory virus summaries currently list influenza activity as low but increasing rapidly. Activity levels in PA are based on laboratory confirmed influenza cases. For more information, please visit: <https://www.pa.gov/agencies/health/diseases-conditions/infectious-disease/respiratory-viruses/respiratory-virus-dashboard>

United States

As of December 13, 2025, the CDC reported that influenza activity is increasing across the country. In week 50, clinical laboratories reported 10,456 (14.8%) of 70,675 specimens tested positive for influenza, 95.4% of which were influenza A. Of influenza A specimens subtyped at public health labs, 89.9% have been subtyped as H3N2 and 10.1% have been subtyped as H1N1. In week 50, 29 jurisdictions with sufficient data reported minimal to low levels of activity, including low activity reported in Pennsylvania. Additionally, 19 jurisdictions reported moderate to high activity, while 6 jurisdictions, including New York City and New Jersey, reported very high activity during week 50. Activity levels were calculated from outpatient data reported to ILINet. For more information, please visit: <https://www.cdc.gov/fluview/surveillance/2025-week-50.html>

All institutional outbreaks and hospitalized and fatal cases of influenza are to be reported to PDPH.

Phone: (215) 685-6742 Fax: (215) 238-6947

Email: ACD@phila.gov

Reporting requirements and forms are posted online at hip.phila.gov