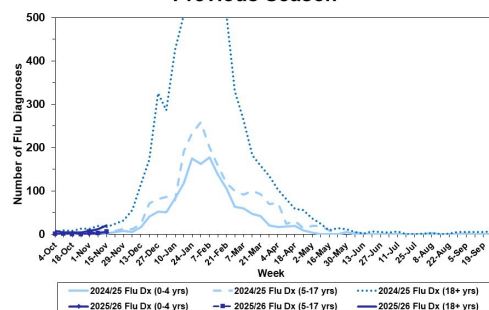


Philadelphia Influenza Activity

Please note these data are provisional and subject to change.

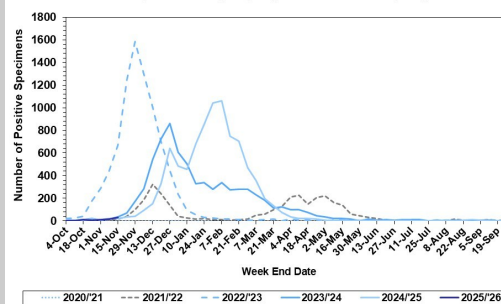
During week 46, influenza diagnoses at local emergency departments remained low for all ages but are increasing, particularly for adults. Positive detections for influenza A at select local hospital laboratories increased, while detections for influenza B remained low during week 46. No influenza outbreaks in long-term care facilities have been reported or confirmed (≥ 1 case of laboratory confirmed flu reported in a long-term care facility) during the 2025-2026 season to date.

Influenza Diagnoses at Philadelphia Emergency Departments, Current Season Compared with Previous Season



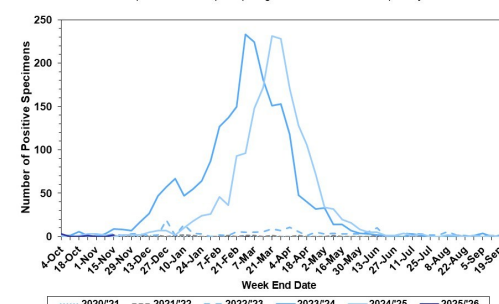
Laboratory-Based Surveillance for Influenza A Philadelphia, 2020/2021 through 2025/2026 Seasons*

*Based on select hospital laboratories participating in surveillance across respiratory virus seasons



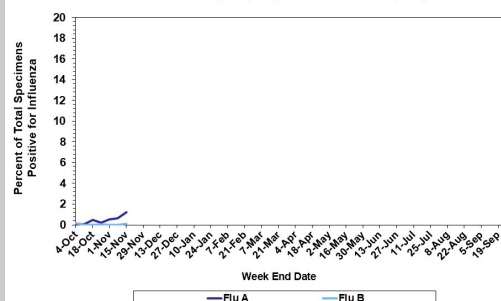
Laboratory-Based Surveillance for Influenza B Philadelphia, 2020/2021 through 2025/2026 Seasons*

*Based on select hospital laboratories participating in surveillance across respiratory virus seasons



Laboratory-Based Surveillance for Influenza (%) Philadelphia, 2025/2026 Season*

*Based on select hospital laboratories participating in surveillance across respiratory virus seasons



Pennsylvania

As of November 15, 2025 the Pennsylvania Department of Health (PADOH) respiratory virus summaries currently list influenza activity as low. Activity levels in PA are based on laboratory confirmed influenza cases. For more information, please visit: <https://www.pa.gov/agencies/health/diseases-conditions/infectious-disease/respiratory-viruses/respiratory-virus-dashboard>

United States

As of November 15, 2025, the CDC reported that influenza activity remains low but is increasing. In week 46, clinical laboratories reported 1,335 (2.9%) of 45,894 specimens tested positive for influenza, 91.9% of which were influenza A. Of influenza A specimens subtyped at public health labs, 71.9% have been subtyped as H3N2 and 26.9% have been subtyped as H1N1. In week 46, 52 jurisdictions with sufficient data reported minimal to low activity, including minimal activity reported in Pennsylvania, while Louisiana and Puerto Rico both reported moderate activity. Activity levels were calculated from outpatient data reported to ILINet. For more information, please visit: <https://www.cdc.gov/fluview/surveillance/2025-week-46.html>

All institutional outbreaks and hospitalized and fatal cases of influenza are to be reported to PDPH.

Phone: (215) 685-6742 Fax: (215) 238-6947

Email: ACD@phila.gov

Reporting requirements and forms are posted online at hip.phila.gov