



PHILLY FLU FINDINGS

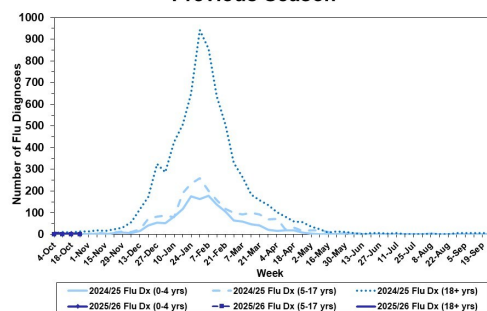
Philadelphia Department of Public Health
Seasonal Influenza Surveillance Report
MMWR Week 43 October 19, 2025—October 25, 2025

Philadelphia Influenza Activity

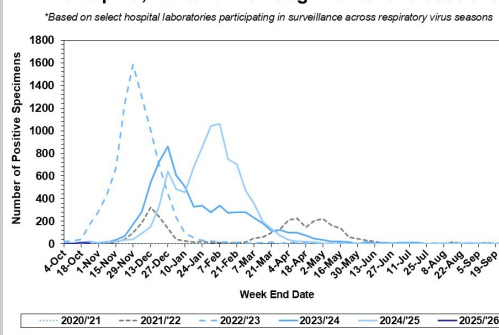
Please note these data are provisional and subject to change.

During week 43, influenza diagnoses at local emergency departments remained low for all ages. Detections for influenza A and influenza B at select local hospital laboratories remained low during week 43, consistent with the past several weeks. No influenza outbreaks in long-term care facilities have been reported or confirmed (≥ 1 case of laboratory confirmed flu reported in a long-term care facility) during the 2025-2026 season to date.

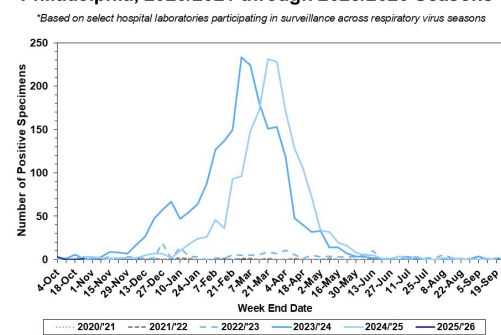
Influenza Diagnoses at Philadelphia Emergency Departments, Current Season Compared with Previous Season



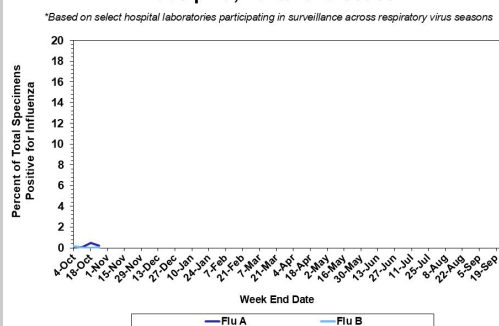
Laboratory-Based Surveillance for Influenza A Philadelphia, 2020/2021 through 2025/2026 Seasons*



Laboratory-Based Surveillance for Influenza B Philadelphia, 2020/2021 through 2025/2026 Seasons*



Laboratory-Based Surveillance for Influenza (%) Philadelphia, 2025/2026 Season*



Pennsylvania

As of October 25, 2025, the Pennsylvania Department of Health (PADOH) respiratory virus summaries have resumed for the 2025-2026 season. Influenza activity is currently listed as very low. Activity levels in PA are based on laboratory confirmed influenza cases. For more information, please visit: <https://www.pa.gov/agencies/health/diseases-conditions/infectious-disease/respiratory-viruses/respiratory-virus-dashboard>

United States

National influenza activity updates from the CDC are last available for week 38. For the latest information, please visit: <https://www.cdc.gov/fluview/surveillance/2025-week-38.html>

All institutional outbreaks and hospitalized and fatal cases of influenza are to be reported to PDPH.

Phone: (215) 685-6742 Fax: (215) 238-6947

Email: ACD@phila.gov

Reporting requirements and forms are posted online at hip.phila.gov