



PHILLY FLU FINDINGS

Philadelphia Department of Public Health

Seasonal Influenza Surveillance Report

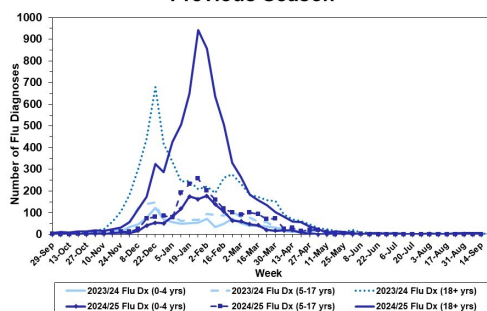
MMWR Week 38 September 14, 2025—September 20, 2025

Philadelphia Influenza Activity

Please note these data are provisional and subject to change.

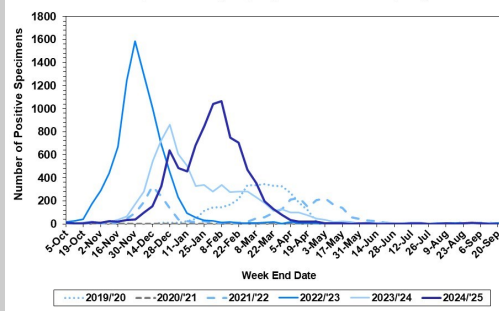
During week 38, influenza diagnoses at local emergency departments remained low. Detections for influenza A and influenza B at select local hospital laboratories remained low during week 38, consistent with the past several weeks. Data from all facilities are complete from Week 8 2025 forward. Thirty-six influenza outbreaks in long-term care facilities have been reported and confirmed (≥ 1 case of laboratory confirmed flu reported in a long-term care facility) during the 2024-2025 season.

Influenza Diagnoses at Philadelphia Emergency Departments, Current Season Compared with Previous Season



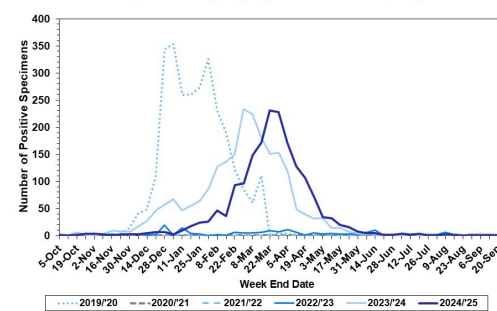
Laboratory-Based Surveillance for Influenza A Philadelphia, 2019/2020 through 2024/25 Seasons*

*Based on select hospital laboratories participating in surveillance across respiratory virus seasons



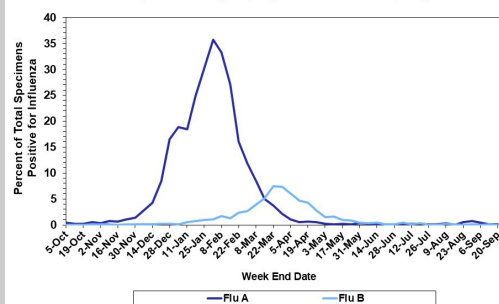
Laboratory-Based Surveillance for Influenza B Philadelphia, 2019/2020 through 2024/25 Seasons*

*Based on select hospital laboratories participating in surveillance across respiratory virus seasons



Laboratory-Based Surveillance for Influenza (%) Philadelphia, 2024/25 Season*

*Based on select hospital laboratories participating in surveillance across respiratory virus seasons



Pennsylvania

As of September 20, 2025 the Pennsylvania Department of Health (PADOH) respiratory virus summaries remain paused due to low activity. Activity levels in PA are based on laboratory confirmed influenza cases. For more information, please visit: <https://www.pa.gov/en/agencies/health/diseases-conditions/infectious-disease/respiratory-viruses/respiratory-virus-dashboard.html>

United States

As of September 20, 2025, the CDC reported that influenza activity remains low. In week 38, clinical laboratories reported 160 (0.4%) of 45,194 specimens tested positive for influenza, 87.5% of which were influenza A. Of influenza A specimens subtyped at public health labs, 40.0% have been subtyped as H1N1. In week 38, 55 jurisdictions with sufficient data reported minimal to low activity, including minimal activity reported in Pennsylvania. Activity levels were calculated from outpatient data reported to ILINet. For more information, please visit: <https://www.cdc.gov/fluview/surveillance/2025-week-38.html>

All institutional outbreaks and hospitalized and fatal cases of influenza are to be reported to PDPH.

Phone: (215) 685-6742 Fax: (215) 238-6947

Email: ACD@phila.gov

Reporting requirements and forms are posted online at hip.phila.gov