



PHILLY FLU FINDINGS

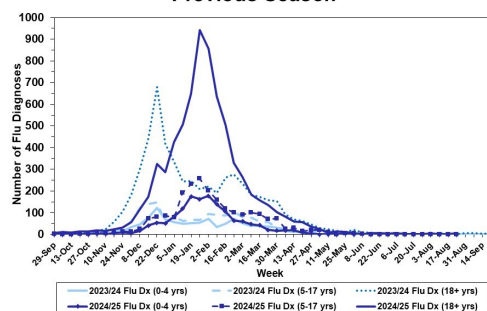
Philadelphia Department of Public Health
Seasonal Influenza Surveillance Report
MMWR Week 35 August 24, 2025—August 30, 2025

Philadelphia Influenza Activity

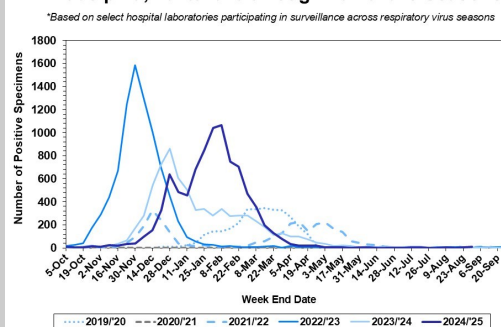
Please note these data are provisional and subject to change.

During week 35, influenza diagnoses at local emergency departments remained low. Detections for influenza A and influenza B at select local hospital laboratories remained low during week 35, consistent with the past several weeks. Data from all facilities are complete from Week 8 2025 forward. Twenty-nine influenza outbreaks in long-term care facilities have been reported and confirmed (≥ 1 case of laboratory confirmed flu reported in a long-term care facility) during the 2024-2025 season.

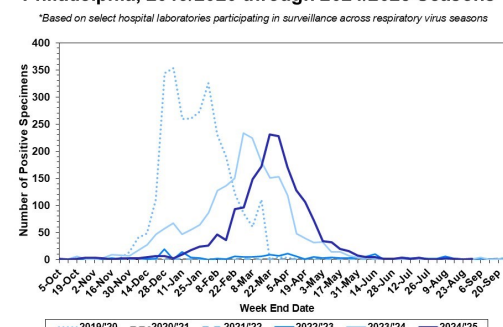
Influenza Diagnoses at Philadelphia Emergency Departments, Current Season Compared with Previous Season



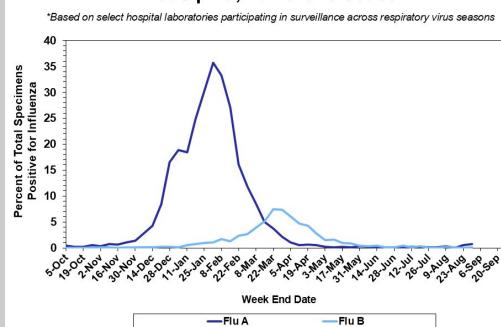
Laboratory-Based Surveillance for Influenza A Philadelphia, 2019/2020 through 2024/25 Seasons*



Laboratory-Based Surveillance for Influenza B Philadelphia, 2019/2020 through 2024/25 Seasons*



Laboratory-Based Surveillance for Influenza (%) Philadelphia, 2024/25 Season*



Pennsylvania

As of August 30, 2025 the Pennsylvania Department of Health (PADOH) respiratory virus summaries remain paused due to low activity. Activity levels in PA are based on laboratory confirmed influenza cases. For more information, please visit: <https://www.pa.gov/en/agencies/health/diseases-conditions/infectious-disease/respiratory-viruses/respiratory-virus-dashboard.html>

United States

As of August 30, 2025, the CDC reported that influenza activity remains low. In week 35, clinical laboratories reported 163 (0.4%) of 39,531 specimens tested positive for influenza, 79.8% of which were influenza A. Of influenza A specimens subtyped at public health labs, 72.2% have been subtyped as H1N1. In week 35, 53 jurisdictions with sufficient data reported minimal to low activity, including minimal activity reported for Pennsylvania. Activity levels were calculated from outpatient data reported to ILINet. For more information, please visit: <https://www.cdc.gov/fluview/surveillance/2025-week-35.html>

All institutional outbreaks and hospitalized and fatal cases of influenza are to be reported to PDPH.

Phone: (215) 685-6742 Fax: (215) 238-6947

Email: ACD@phila.gov

Reporting requirements and forms are posted online at hip.phila.gov