



# PHILLY FLU FINDINGS

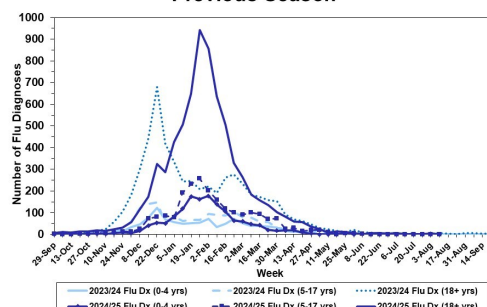
Philadelphia Department of Public Health  
Seasonal Influenza Surveillance Report  
MMWR Week 33: August 10, 2025—August 16, 2025

## Philadelphia Influenza Activity

*Please note these data are provisional and subject to change.*

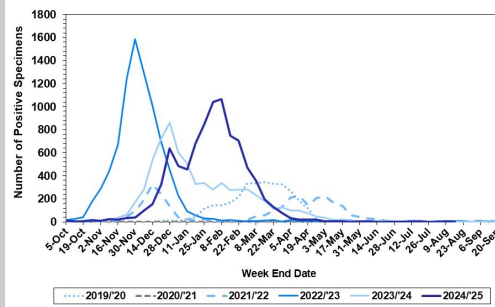
During week 33, influenza diagnoses at local emergency departments remained low. Detections for influenza A and influenza B at select local hospital laboratories remained low during week 33, consistent with the past several weeks. Data from all facilities are complete from Week 8 2025 forward. Twenty-nine influenza outbreaks in long-term care facilities have been reported and confirmed ( $\geq 1$  case of laboratory confirmed flu reported in a long-term care facility) so far this season.

**Influenza Diagnoses at Philadelphia Emergency Departments, Current Season Compared with Previous Season**



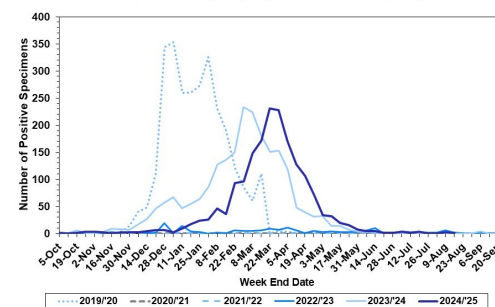
**Laboratory-Based Surveillance for Influenza A Philadelphia, 2019/2020 through 2024/25 Seasons\***

\*Based on select hospital laboratories participating in surveillance across respiratory virus seasons



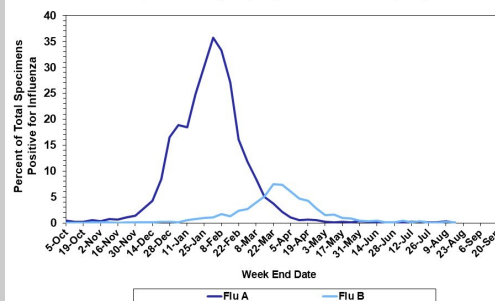
**Laboratory-Based Surveillance for Influenza B Philadelphia, 2019/2020 through 2024/25 Seasons\***

\*Based on select hospital laboratories participating in surveillance across respiratory virus seasons



**Laboratory-Based Surveillance for Influenza (%) Philadelphia, 2024/25 Season\***

\*Based on select hospital laboratories participating in surveillance across respiratory virus seasons



## Pennsylvania

**As of August 16, 2025** the Pennsylvania Department of Health (PADOH) respiratory virus summaries remain paused due to low activity. Activity levels in PA are based on laboratory confirmed influenza cases. For more information, please visit: <https://www.pa.gov/en/agencies/health/diseases-conditions/infectious-disease/respiratory-viruses/respiratory-virus-dashboard.html>

## United States

**As of August 16, 2025**, the CDC reported that influenza activity remains low. In week 33, clinical laboratories reported 100 (0.3%) of 31,830 specimens tested positive for influenza, 81.0% of which were influenza A. Of influenza A specimens subtyped at public health labs, 90.9% have been subtyped as H1N1. In week 33, all jurisdictions with sufficient data reported minimal influenza activity. Activity levels were calculated from outpatient data reported to ILINet. For more information, please visit: <https://www.cdc.gov/fluview/surveillance/2025-week-33.html>

**All institutional outbreaks and hospitalized and fatal cases of influenza are to be reported to PDPH.**

Phone: (215) 685-6742 Fax: (215) 238-6947

Email: [ACD@phila.gov](mailto:ACD@phila.gov)

Reporting requirements and forms are posted online at [hip.phila.gov](http://hip.phila.gov)