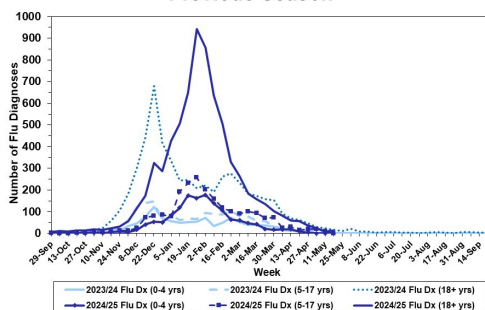


## Philadelphia Influenza Activity

*Please note these data are provisional and subject to change.*

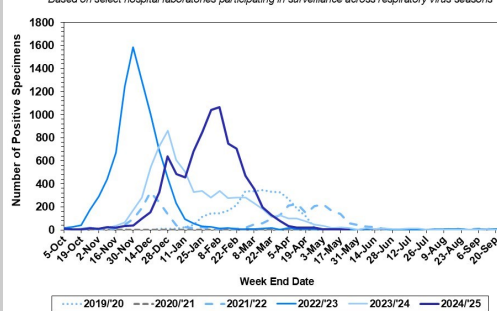
Influenza diagnoses at local emergency departments and positive detections of influenza A at select local hospital laboratories remained low. Detections for influenza B further decreased during week 21, consistent with the past several weeks. Data from all facilities are complete from Week 8 2025 forward. Twenty-nine influenza outbreaks in long-term care facilities have been reported and confirmed ( $\geq 1$  case of laboratory confirmed flu reported in a long-term care facility) so far this season.

**Influenza Diagnoses at Philadelphia Emergency Departments, Current Season Compared with Previous Season**



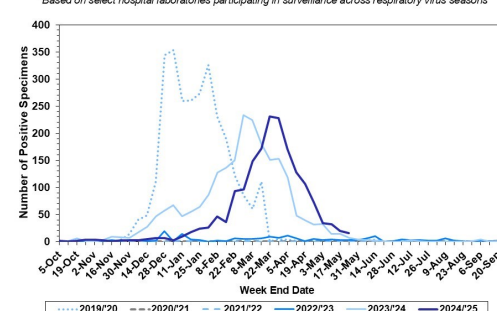
**Laboratory-Based Surveillance for Influenza A Philadelphia, 2019/2020 through 2024/2025 Seasons\***

\*Based on select hospital laboratories participating in surveillance across respiratory virus seasons



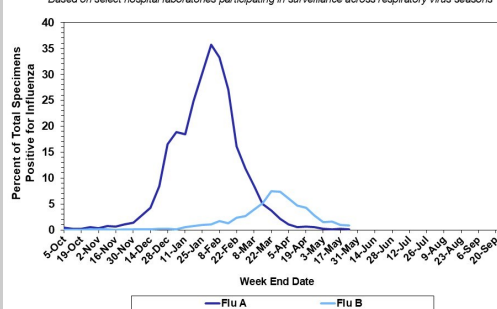
**Laboratory-Based Surveillance for Influenza B Philadelphia, 2019/2020 through 2024/2025 Seasons\***

\*Based on select hospital laboratories participating in surveillance across respiratory virus seasons



**Laboratory-Based Surveillance for Influenza (%) Philadelphia, 2024/2025 Season\***

\*Based on select hospital laboratories participating in surveillance across respiratory virus seasons



## Pennsylvania

**As of May 24, 2025** the Pennsylvania Department of Health (PADOH) reported influenza activity is low. Activity levels in PA are based on laboratory confirmed influenza cases. For more information, please visit: <https://www.pa.gov/en/agencies/health/diseases-conditions/infectious-disease/respiratory-viruses/respiratory-virus-dashboard.html>

## United States

**As of May 24, 2025**, the CDC reported that influenza activity remains low. In week 21, clinical laboratories reported 727 (1.9%) of 37,851 specimens tested positive for influenza, 26.4% of which were influenza A. Of influenza A specimens subtyped at public health labs, 84.2% have been subtyped as H1N1 and 15.8% as H3N2. In week 21, 54 of the 55 jurisdictions with sufficient data reported minimal influenza activity, including minimal activity reported in Pennsylvania. Activity levels were calculated from outpatient data reported to ILINet. For more information, please visit: <https://www.cdc.gov/fluview/surveillance/2025-week-21.html>

**All institutional outbreaks and hospitalized and fatal cases of influenza are to be reported to PDPH.**

Phone: (215) 685-6742 Fax: (215) 238-6947

Email: [ACD@phila.gov](mailto:ACD@phila.gov)

Reporting requirements and forms are posted online at [hip.phila.gov](http://hip.phila.gov)