



PHILLY FLU FINDINGS

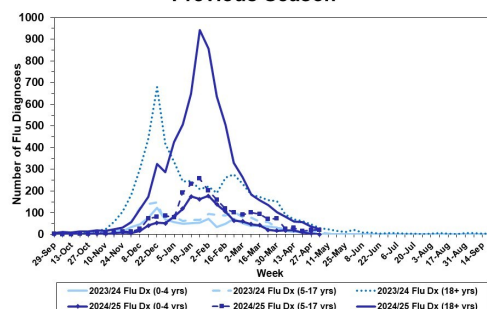
Philadelphia Department of Public Health
Seasonal Influenza Surveillance Report
MMWR Week 19: May 4, 2025—May 10, 2025

Philadelphia Influenza Activity

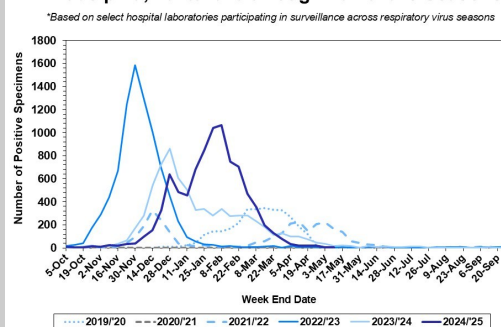
Please note these data are provisional and subject to change.

Influenza diagnoses at local emergency departments remained low across all age groups during week 19. Positive detections of influenza A at select local hospital laboratories continued to decrease during week 19 following the seasonal peak. Detections for influenza B also decreased during week 19, consistent with the past several weeks. Data from all facilities are complete from week 8 2025 forward. Twenty-nine influenza outbreaks in long-term care facilities have been reported and confirmed (≥ 1 case of laboratory confirmed flu reported in a long-term care facility) so far this season.

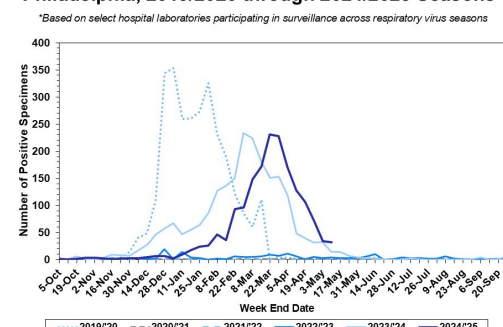
Influenza Diagnoses at Philadelphia Emergency Departments, Current Season Compared with Previous Season



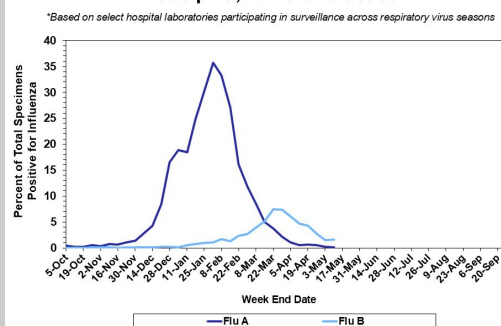
Laboratory-Based Surveillance for Influenza A Philadelphia, 2019/2020 through 2024/25 Seasons*



Laboratory-Based Surveillance for Influenza B Philadelphia, 2019/2020 through 2024/25 Seasons*



Laboratory-Based Surveillance for Influenza (%) Philadelphia, 2024/25 Season*



Pennsylvania

As of May 10, 2025 the Pennsylvania Department of Health (PADOH) reported influenza activity is low. Activity levels in PA are based on laboratory confirmed influenza cases. For more information, please visit: <https://www.pa.gov/en/agencies/health/diseases-conditions/infectious-disease/respiratory-viruses/respiratory-virus-dashboard.html>

United States

As of May 10, 2025, the CDC reported that influenza activity is low and continues to decline nationally. In week 19, clinical laboratories reported 1,263 (2.9%) of 43,563 specimens tested positive for influenza, 27.8% of which were influenza A. Of influenza A specimens subtyped at public health labs, 59.6% have been subtyped as H1N1 and 40.4% as H3N2. In week 19, all 55 jurisdictions with sufficient data reported minimal to low activity, including minimal activity reported in Pennsylvania. Activity levels were calculated from outpatient data reported to ILINet. For more information, please visit: <https://www.cdc.gov/fluview/surveillance/2025-week-19.html>

All institutional outbreaks and hospitalized and fatal cases of influenza are to be reported to PDPH.

Phone: (215) 685-6742 Fax: (215) 238-6947

Email: ACD@phila.gov

Reporting requirements and forms are posted online at hip.phila.gov