



# PHILLY FLU FINDINGS

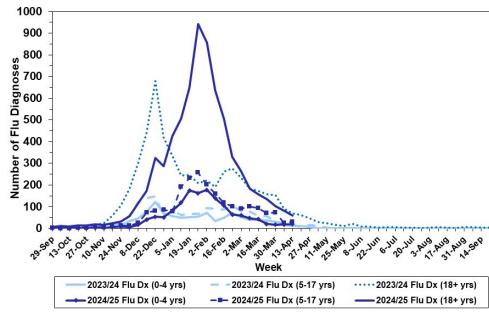
Philadelphia Department of Public Health  
Seasonal Influenza Surveillance Report  
MMWR Week 16: April 13, 2025—April 19, 2025

## Philadelphia Influenza Activity

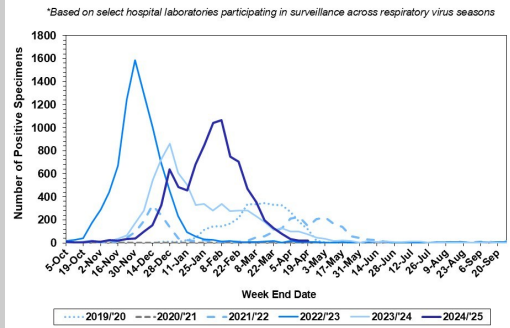
Please note these data are provisional and subject to change.

Influenza diagnoses at local emergency departments slightly increased for children and adolescents but continued to decrease for adults during week 16. Overall emergency department visits remained low compared to seasonal peaks. Positive detections of influenza A and influenza B at select local hospital laboratories continued to decrease during week 16 following the seasonal peaks. Data from all facilities are complete from Week 8 2025 forward. Twenty-eight influenza outbreaks in long-term care facilities have been reported and confirmed ( $\geq 1$  case of laboratory confirmed flu reported in a long-term care facility) so far this season.

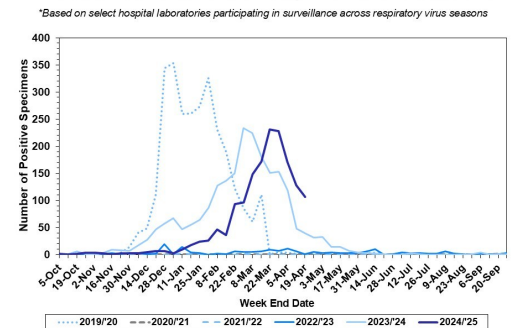
**Influenza Diagnoses at Philadelphia Emergency Departments, Current Season Compared with Previous Season**



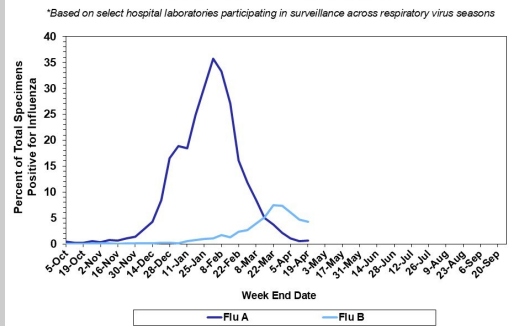
**Laboratory-Based Surveillance for Influenza A Philadelphia, 2019/2020 through 2024/2025 Seasons\***



**Laboratory-Based Surveillance for Influenza B Philadelphia, 2019/2020 through 2024/2025 Seasons\***



**Laboratory-Based Surveillance for Influenza (%) Philadelphia, 2024/2025 Season\***



## Pennsylvania

As of April 19, 2025 the Pennsylvania Department of Health (PADOH) reported Influenza activity is low. Activity levels in PA are based on laboratory confirmed influenza cases. For more information, please visit: <https://www.pa.gov/en/agencies/health/diseases-conditions/infectious-conditions/infectious-disease/respiratory-viruses/respiratory-virus-dashboard.html>

## United States

As of April 19, 2025, the CDC reported that influenza activity continues to decline nationally. In week 16, clinical laboratories reported 3,531 (5.6%) of 63,566 specimens tested positive for influenza, 33.2% of which were influenza A. Of influenza A specimens subtyped at public health labs, 68.4% have been subtyped as H1N1 and 31.6% as H3N2. In week 16, Rhode Island reported a high level of influenza activity. The remaining 54 jurisdictions with sufficient data reported minimal to moderate activity, including minimal activity reported in Pennsylvania and New Jersey. Activity levels were calculated from outpatient data reported to ILINet. For more information, please visit: <https://www.cdc.gov/fluview/surveillance/2025-week-16.html>

**All institutional outbreaks and hospitalized and fatal cases of influenza are to be reported to PDPH.**

Phone: (215) 685-6742 Fax: (215) 238-6947 Email: [ACD@phila.gov](mailto:ACD@phila.gov) Reporting requirements and forms are posted online at [hip.phila.gov](http://hip.phila.gov)