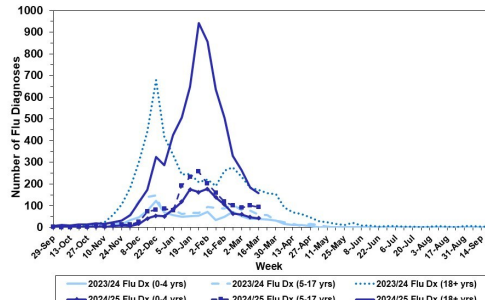


Philadelphia Influenza Activity

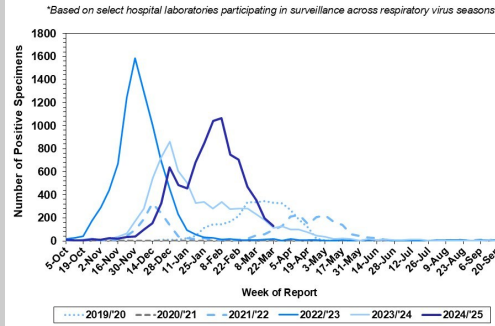
Please note these data are provisional and subject to change.

Influenza diagnoses at local emergency departments decreased for all age groups during week 12. Positive detections of influenza A at select local hospital laboratories continued to decrease during week 12 following the seasonal peak. Detections for Influenza B continued to increase during week 12. Data from all facilities are complete from Week 8 2025 forward. Twenty-six influenza outbreaks in long-term care facilities have been reported and confirmed (≥ 1 case of laboratory confirmed flu reported in a long-term care facility) so far this season.

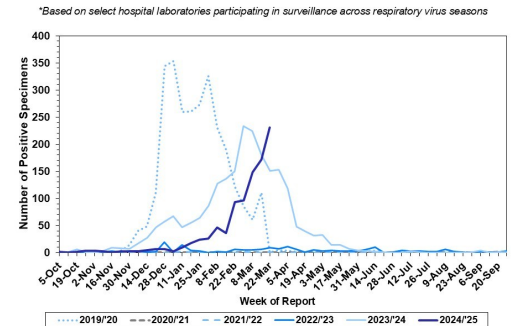
Influenza Diagnoses at Philadelphia Emergency Departments, Current Season Compared with Previous Season



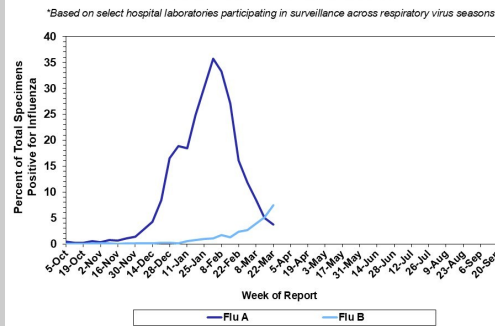
Laboratory-Based Surveillance for Influenza A Philadelphia, 2019/2020 through 2024/2025 Seasons*



Laboratory-Based Surveillance for Influenza B Philadelphia, 2019/2020 through 2024/2025 Seasons*



Laboratory-Based Surveillance for Influenza (%) Philadelphia, 2024/2025 Season*



Pennsylvania

As of March 22, 2025 the Pennsylvania Department of Health (PADOH) reported Influenza activity is high but continues to decrease. Activity levels in PA are based on laboratory confirmed influenza cases. For more information, please visit: <https://www.pa.gov/en/agencies/health/diseases-conditions/infectious-disease/respiratory-viruses/respiratory-virus-dashboard.html>

United States

As of March 22, 2025, the CDC reported that influenza activity continues to decline nationally. In week 12, clinical laboratories reported 8,358 (10.7%) of 78,062 specimens tested positive for influenza, 59.4% of which were influenza A. Of influenza A specimens subtyped at public health labs, 52.2% have been subtyped as H1N1 and 47.8% as H3N2. In week 12, 7 jurisdictions reported high levels of influenza activity. The remaining 46 jurisdictions with sufficient data reported minimal to moderate activity, including low activity reported in Pennsylvania and moderate activity reported in New Jersey. Activity levels were calculated from outpatient data reported to ILINet. For more information, please visit: <https://www.cdc.gov/fluview/surveillance/2025-week-12.html>

All institutional outbreaks and hospitalized and fatal cases of influenza are to be reported to PDPH.

Phone: (215) 685-6742 Fax: (215) 238-6947 Email: ACD@phila.gov Reporting requirements and forms are posted online at hip.phila.gov