



PHILLY FLU FINDINGS

Philadelphia Department of Public Health

Seasonal Influenza Surveillance Report

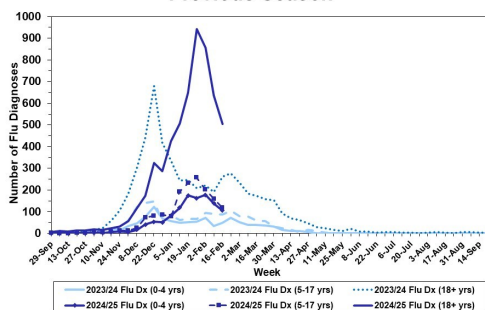
MMWR Week 8: February 16, 2025—February 22, 2025

Philadelphia Influenza Activity

Please note these data are provisional and subject to change.

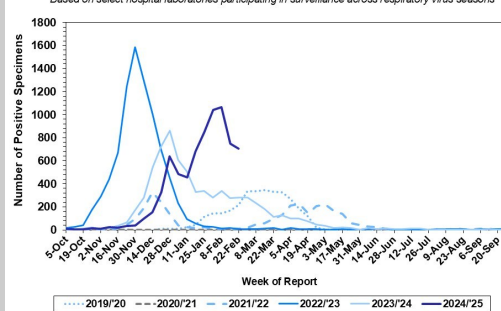
Influenza diagnoses at local emergency departments decreased for all age groups during week 8. Positive detections of influenza A at select local hospital laboratories remained high, but decreased compared to last week. Data from all facilities are complete from Week 8 2025 forward. Detections for Influenza B remained low but increased during Week 8. Twenty-two influenza outbreaks in long-term care facilities have been reported and confirmed (≥ 1 case of laboratory confirmed flu reported in a long-term care facility) so far this season.

Influenza Diagnoses at Philadelphia Emergency Departments, Current Season Compared with Previous Season



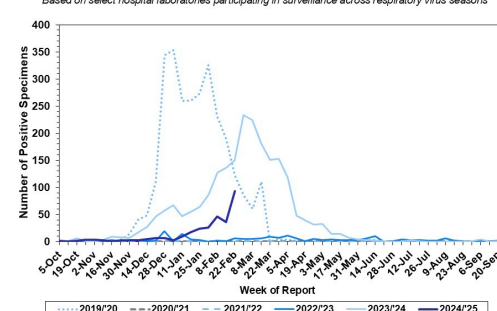
Laboratory-Based Surveillance for Influenza A Philadelphia, 2019/2020 through 2024/2025 Seasons*

*Based on select hospital laboratories participating in surveillance across respiratory virus seasons



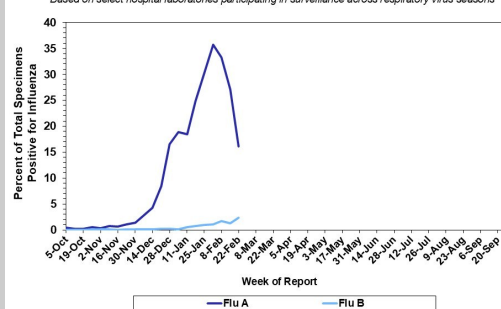
Laboratory-Based Surveillance for Influenza B Philadelphia, 2019/2020 through 2024/2025 Seasons*

*Based on select hospital laboratories participating in surveillance across respiratory virus seasons



Laboratory-Based Surveillance for Influenza (%) Philadelphia, 2024/2025 Season*

*Based on select hospital laboratories participating in surveillance across respiratory virus seasons



Pennsylvania

As of February 22, 2025 the Pennsylvania Department of Health (PADOH) reported Influenza A activity is very high but decreased during Week 8. For more information, please visit: <https://www.pa.gov/en/agencies/health/diseases-conditions/infectious-disease/respiratory-viruses/respiratory-virus-dashboard.html>

United States

As of February 22, 2025, the CDC reported that influenza activity remained high nationally. In week 8, clinical laboratories reported 22,528 (24.5%) of 91,904 specimens tested positive for influenza, 93.6% of which were influenza A. Of influenza A specimens subtyped at public health labs, 60.1% have been subtyped as H1N1 and 39.9% as H3N2. In week 8, 41 jurisdictions reported high to very high levels of influenza activity, including high activity reported in both Pennsylvania and New Jersey. The remaining 13 jurisdictions with sufficient data reported minimal to moderate activity. Activity levels were calculated from outpatient data reported to ILINet. For more information, please visit: <https://www.cdc.gov/fluview/surveillance/2025-week-8.html>

All institutional outbreaks and hospitalized and fatal cases of influenza are to be reported to PDPH.

Phone: (215) 685-6742 Fax: (215) 238-6947

Email: ACD@phila.gov

Reporting requirements and forms are posted online at hip.phila.gov