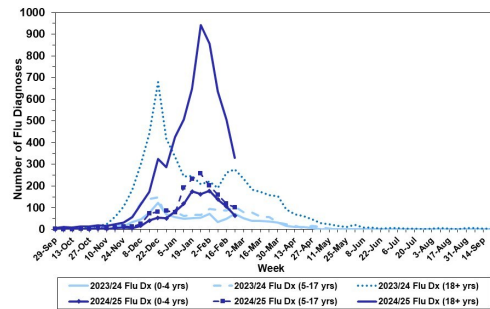


Philadelphia Influenza Activity

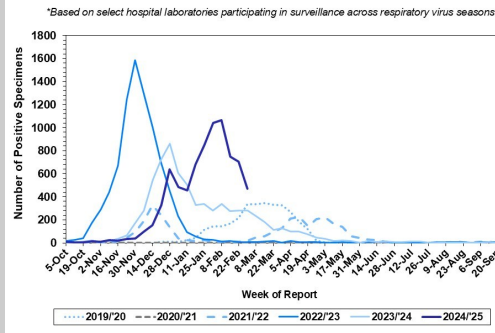
Please note these data are provisional and subject to change.

Influenza diagnoses at local emergency departments decreased for all age groups during week 9. Positive detections of influenza A at select local hospital laboratories remained high, but decreased during week 9 following the seasonal peak. Detections for Influenza B remained low but increased slightly during Week 9. Data from all facilities are complete from Week 8 2025 forward. Twenty-five influenza outbreaks in long-term care facilities have been reported and confirmed (≥ 1 case of laboratory confirmed flu reported in a long-term care facility) so far this season.

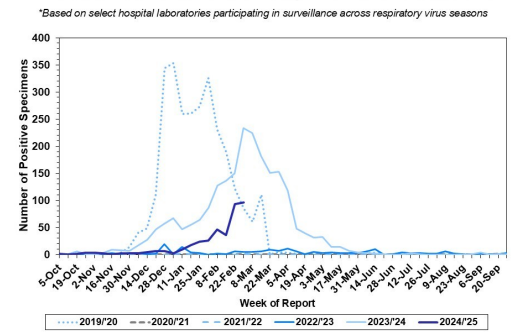
Influenza Diagnoses at Philadelphia Emergency Departments, Current Season Compared with Previous Season



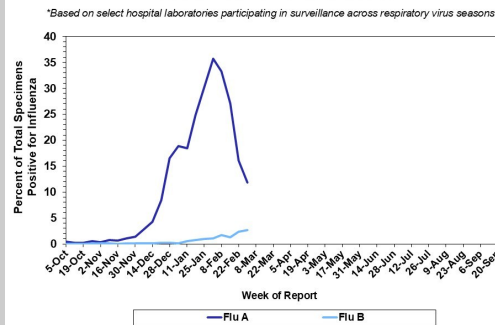
Laboratory-Based Surveillance for Influenza A Philadelphia, 2019/2020 through 2024/2025 Seasons*



Laboratory-Based Surveillance for Influenza B Philadelphia, 2019/2020 through 2024/2025 Seasons*



Laboratory-Based Surveillance for Influenza (%) Philadelphia, 2024/2025 Season*



Pennsylvania

As of March 1, 2025 the Pennsylvania Department of Health (PADOH) reported Influenza A activity is very high but has decreased in previous weeks. Activity levels in PA are based on laboratory confirmed influenza cases. For more information, please visit: <https://www.pa.gov/en/agencies/health/diseases-conditions/infectious-disease/respiratory-viruses/respiratory-virus-dashboard.html>

United States

As of March 1, 2025, the CDC reported that influenza activity remained high nationally but is decreasing. In week 9, clinical laboratories reported 18,329 (18.9%) of 96,763 specimens tested positive for influenza, 84.0% of which were influenza A. Of influenza A specimens subtyped at public health labs, 54.4% have been subtyped as H1N1 and 45.6% as H3N2. In week 9, 32 jurisdictions reported high to very high levels of influenza activity, including high activity reported in both Pennsylvania and New Jersey. The remaining 21 jurisdictions with sufficient data reported minimal to moderate activity. Activity levels were calculated from outpatient data reported to ILINet. For more information, please visit: <https://www.cdc.gov/fluview/surveillance/2025-week-9.html>

All institutional outbreaks and hospitalized and fatal cases of influenza are to be reported to PDPH.

Phone: (215) 685-6742 Fax: (215) 238-6947 Email: ACD@phila.gov Reporting requirements and forms are posted online at hip.phila.gov