



PHILLY FLU FINDINGS

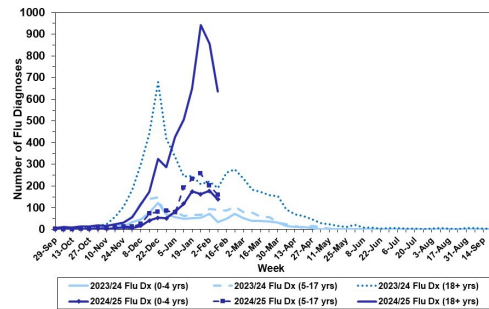
Philadelphia Department of Public Health
Seasonal Influenza Surveillance Report
MMWR Week 7: February 9, 2025—February 15, 2025

Philadelphia Influenza Activity

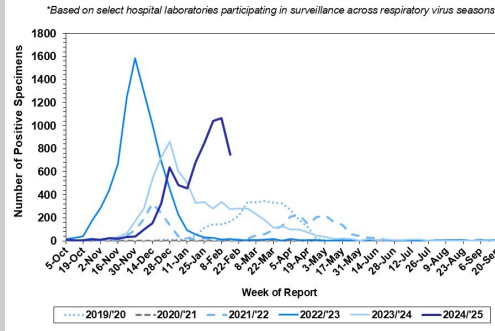
Please note these data are provisional and subject to change.

Influenza diagnoses at local emergency departments decreased for all age groups during week 7. Positive detections of influenza A at select local hospital laboratories remained high, but decreased slightly compared to last week. Note that data from one facility are incomplete from Week 1 2025 forward, so counts will likely increase. Detections for Influenza B remained low. Twenty-one influenza outbreaks in long-term care facilities have been reported and confirmed (≥ 1 case of laboratory confirmed flu reported in a long-term care facility) so far this season.

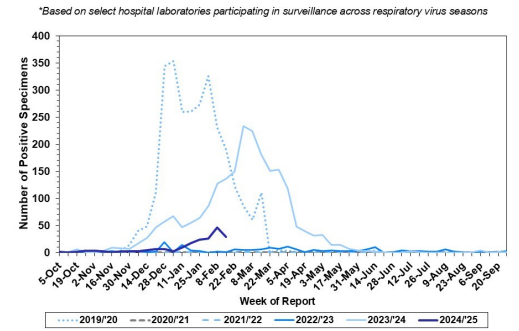
Influenza Diagnoses at Philadelphia Emergency Departments, Current Season Compared with Previous Season



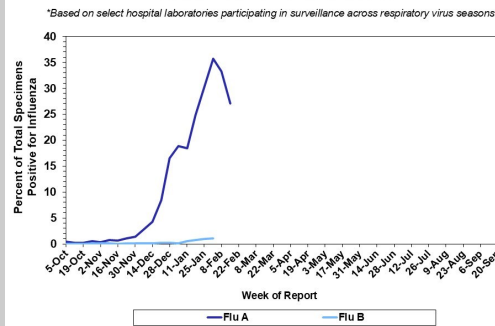
Laboratory-Based Surveillance for Influenza A Philadelphia, 2019/2020 through 2024/2025 Seasons*



Laboratory-Based Surveillance for Influenza B Philadelphia, 2019/2020 through 2024/2025 Seasons*



Laboratory-Based Surveillance for Influenza (%) Philadelphia, 2024/2025 Season*



Pennsylvania

As of February 15, 2025 the Pennsylvania Department of Health (PADOH) reported Influenza A activity is very high but decreased during Week 7. For more information, please visit: <https://www.pa.gov/en/agencies/health/diseases-conditions/infectious-disease/respiratory-viruses/respiratory-virus-dashboard.html>

United States

As of February 15, 2025, the CDC reported that influenza activity remained high nationally. In week 7, clinical laboratories reported 31,862 (26.9%) of 118,663 specimens tested positive for influenza, 92.0% of which were influenza A. Of influenza A specimens subtyped at public health labs, 62.4% have been subtyped as H1N1 and 37.6% as H3N2. In week 7, 44 jurisdictions reported high to very high levels of influenza activity, including high activity reported in Pennsylvania and very high activity in New Jersey. The remaining 10 jurisdictions with sufficient data reported minimal to moderate activity. Activity levels were calculated from outpatient data reported to ILINet. For more information, please visit: <https://www.cdc.gov/fluview/surveillance/2024-week-7.html>

All institutional outbreaks and hospitalized and fatal cases of influenza are to be reported to PDPH.

Phone: (215) 685-6742 Fax: (215) 238-6947 Email: ACD@phila.gov Reporting requirements and forms are posted online at hip.phila.gov