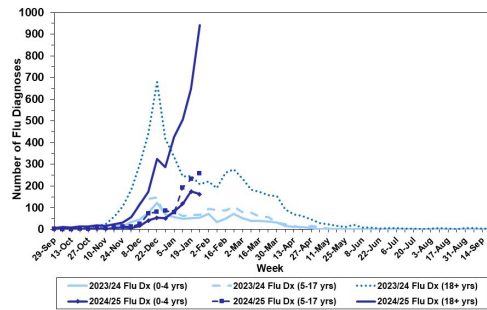


Philadelphia Influenza Activity

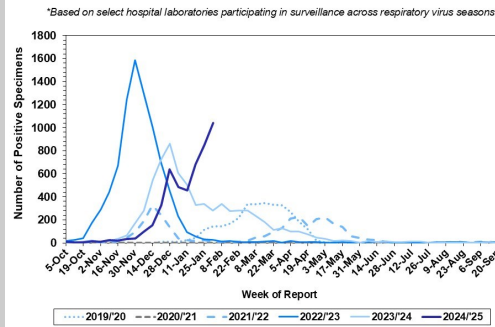
Please note these data are provisional and subject to change.

Influenza diagnoses at local emergency departments increased for adolescents and adults, but slightly decreased for children < 5 years during week 5. Positive detections of influenza A at select local hospital laboratories remained high. Note that data from one facility are incomplete from Week 1 2025 forward, so counts will likely increase. Detections for Influenza B remained low. Twenty influenza outbreaks have been reported and confirmed (≥ 1 case of laboratory confirmed flu reported in a long-term care facility) so far this season.

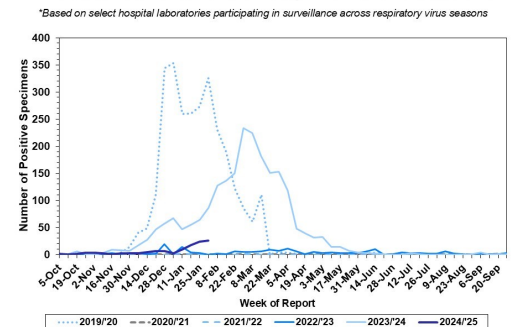
Influenza Diagnoses at Philadelphia Emergency Departments, Current Season Compared with Previous Season



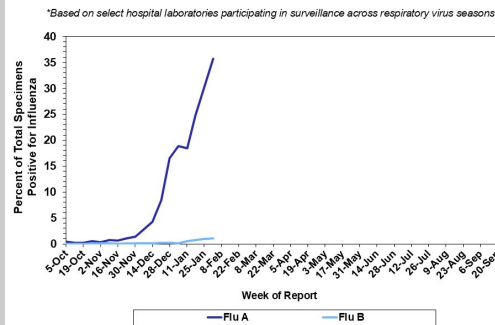
Laboratory-Based Surveillance for Influenza A Philadelphia, 2019/2020 through 2024/25 Seasons*



Laboratory-Based Surveillance for Influenza B Philadelphia, 2019/2020 through 2024/25 Seasons*



Laboratory-Based Surveillance for Influenza (%) Philadelphia, 2024/25 Season*



Pennsylvania

As of February 1, 2025 the Pennsylvania Department of Health (PADOH) reported that Influenza A activity is very high and increased during Week 5. For more information, please visit: <https://www.pa.gov/en/agencies/health/diseases-conditions/infectious-disease/respiratory-viruses/respiratory-virus-dashboard.html>

United States

As of February 1, 2025, the CDC reported that influenza activity remained high nationally. In week 5, clinical laboratories reported 47,004 (31.6%) of 148,747 specimens tested positive for influenza, 96.1% of which were influenza A. Of influenza A specimens subtyped at public health labs, 53.7% have been subtyped as H1N1 and 46.3% as H3N2. In week 5, 45 jurisdictions reported high to very high levels of influenza activity, including high activity reported in Pennsylvania and very high activity in New Jersey. The remaining 9 jurisdictions with sufficient data reported minimal to moderate activity. Activity levels were calculated from outpatient data reported to ILINet. For more information, please visit: <https://www.cdc.gov/fluview/surveillance/2024-week-5.html>

All institutional outbreaks and hospitalized and fatal cases of influenza are to be reported to PDPH.

Phone: (215) 685-6742 Fax: (215) 238-6947 Email: ACD@phila.gov Reporting requirements and forms are posted online at hip.phila.gov