



PHILLY FLU FINDINGS

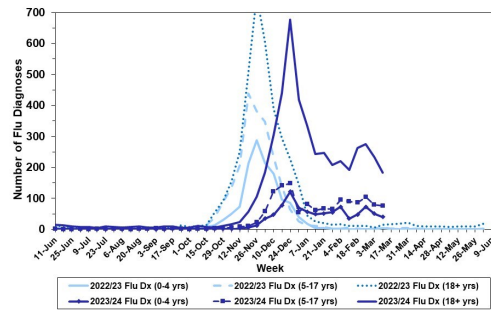
Philadelphia Department of Public Health
Seasonal Influenza Surveillance Report
MMWR Week 11: March 10, 2024—March 16, 2024

Philadelphia Influenza Activity

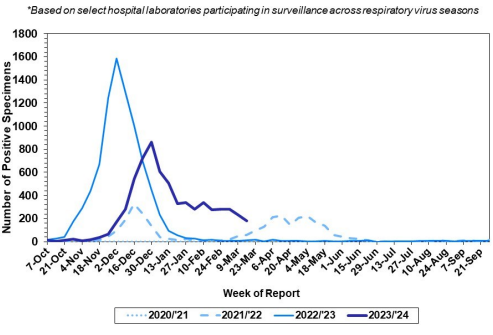
Please note these data are provisional and subject to change.

Influenza diagnoses at local emergency departments decreased slightly for all ages during week 11. Positive detections of influenza A and B at select local hospital laboratories both decreased. Influenza A and B are now circulating at similar levels of activity. A preliminary count of 133 severe influenza cases (Philadelphia resident, positive by rapid test, PCR or culture, and hospitalized for ≥ 24 hrs) have been reported and confirmed so far this season, the majority of which have been influenza A. Several other influenza reports are pending confirmation of hospitalization. Twenty-four influenza outbreaks have been reported and confirmed (≥ 1 case of laboratory confirmed flu reported in a long-term care facility) this season.

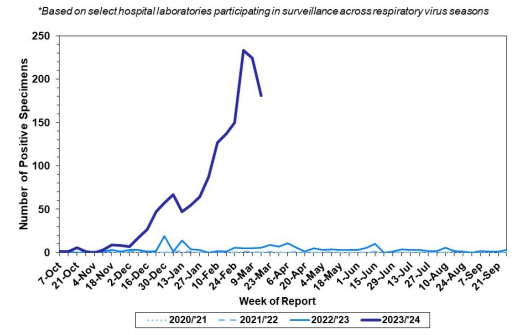
Influenza Diagnoses at Philadelphia Emergency Departments, Current Season Compared with Previous Season



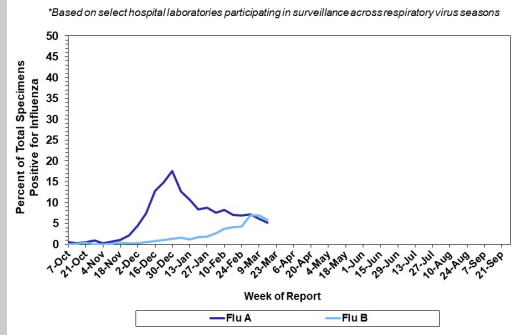
Laboratory-Based Surveillance for Influenza A Philadelphia, 2020/2021 through 2023/2024 Seasons*



Laboratory-Based Surveillance for Influenza B Philadelphia, 2020/2021 through 2023/2024 Seasons*



Laboratory-Based Surveillance for Influenza (%) Philadelphia, 2023/2024 Season*



Pennsylvania

As of March 16, 2024, the Pennsylvania Department of Health (PADOH) reported that influenza A and B activity both decreased. Emergency department visits resulting in an influenza diagnosis also decreased among all age groups and areas but still remains high overall. There have been 153,361 influenza positive laboratory tests reported so far this season. Three hundred and fifty seven deaths have been reported to date this season, including one pediatric death. For more information, please visit: <https://www.health.pa.gov/topics/disease/Flu/Pages/2023-24-Flu.aspx>

United States

As of March 16, 2024, the CDC reports that while seasonal influenza activity remains high, activity in most parts of the country decreased with the exception of the Pacific Northwest, which increased slightly. In week 11, clinical laboratories reported 9,862 specimens (12%) of 82,202 specimens tested positive for influenza, 51.9% of which were influenza A. Of influenza A specimens subtyped at public health labs, 43.9% have been subtyped as H1N1 and 56.1% as H3N2. Influenza hospitalizations continue to trend downwards. Nine of 10 HHS regions are at or exceeding their outpatient respiratory illness baselines. In week 11, 13 jurisdictions reported moderate flu activity while nine jurisdictions experienced high levels of flu activity. For more information, please visit: <https://www.cdc.gov/flu/weekly/index.htm>

All institutional outbreaks and hospitalized and fatal cases of influenza are to be reported to PDPH.

Phone: (215) 685-6742 Fax: (215) 238-6947 Email: ACD@phila.gov Reporting requirements and forms are posted online at hip.phila.gov