



PHILLY FLU FINDINGS

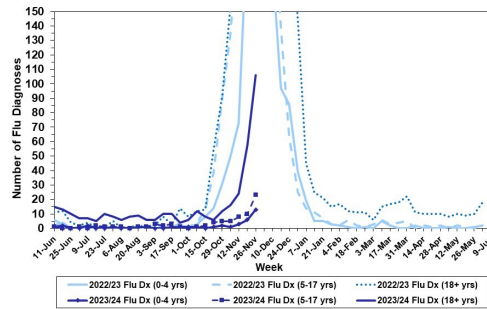
Philadelphia Department of Public Health
Seasonal Influenza Surveillance Report
MMWR Week 48: November 26, 2023—December 2, 2023

Philadelphia Influenza Activity

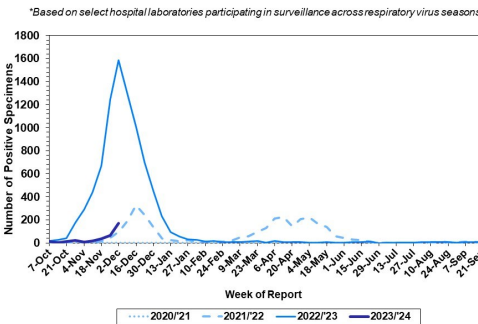
Please note these data are provisional and subject to change.

Influenza diagnoses at local emergency departments increased significantly across all ages. Positive detections of influenza A at select local hospital laboratories is increasing, though influenza B activity remains low. Influenza A percent positivity is now at 4.5% while influenza B percent positivity is 0.2%. Data on severe influenza (Philadelphia resident, positive by rapid test, PCR or culture, and hospitalized for ≥ 24 hrs) is forthcoming and will be released in a future flu report. Two influenza outbreaks have been reported (≥ 1 case of laboratory confirmed flu reported in a long term care facility) so far this season.

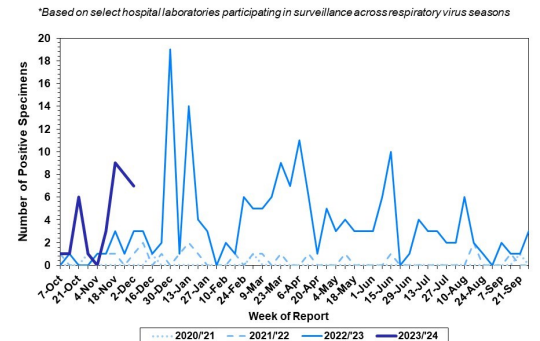
Influenza Diagnoses at Philadelphia Emergency Departments, Current Season Compared with Previous Season



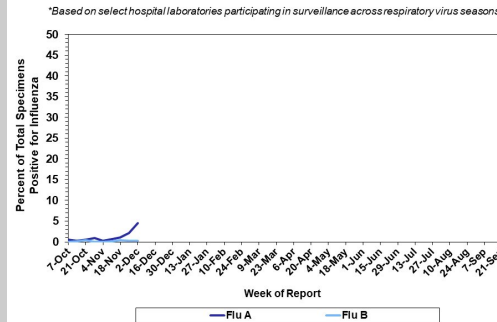
Laboratory-Based Surveillance for Influenza A Philadelphia, 2020/2021 through 2023/2024 Seasons*



Laboratory-Based Surveillance for Influenza B Philadelphia, 2020/2021 through 2023/2024 Seasons*



Laboratory-Based Surveillance for Influenza (%) Philadelphia, 2023/2024 Season*



Pennsylvania

As of December 2, 2023, the Pennsylvania Department of Health (PADOH) reported that flu activity is increasing. Emergency department visits resulting in an influenza diagnosis are also increasing slightly for most age groups across the state. There have been 8,860 influenza cases reported so far this season. Influenza A/H1N1 remains the most prevalent subtype identified among those tested at the PA Bureau of Laboratories. Ten deaths have been reported so far this season. For more information, please visit: <https://www.health.pa.gov/topics/disease/Flu/Pages/2023-24-Flu.aspx>

United States

As of December 2, 2023, the CDC reports that seasonal influenza activity is increasing, with the highest activity occurring in the Southeast and South-Central regions. In week 48, clinical laboratories reported 6,415 specimens (6.8%) of 93,944 specimens tested positive for influenza, 80.3% of which have been influenza A. Of influenza A specimens subtyped at public health labs, 74.1% have been subtyped as H1N1 and 25.9% as H3N2. Influenza hospitalizations are increasing and all 10 HHS regions are now at or exceeding their outpatient respiratory illness baselines. Nine jurisdictions reported moderate flu activity while 16 jurisdictions experienced high levels of flu activity. For more information, please visit: <https://www.cdc.gov/flu/weekly/index.htm>

All institutional outbreaks and hospitalized and fatal cases of influenza are to be reported to PDPH.

Phone: (215) 685-6742 Fax: (215) 238-6947

Email: ACD@phila.gov

Reporting requirements and forms are posted online at hip.phila.gov