



Philadelphia Department of Public Health Seasonal Influenza Surveillance Report February 22 – February 28, 2015 (Week 8)

Philadelphia Influenza Activity

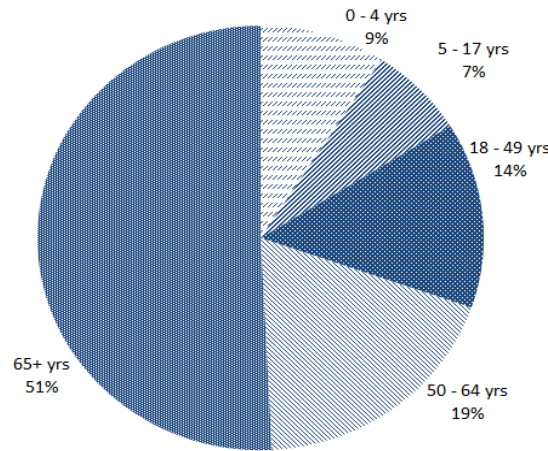
Please note these data are provisional and subject to change.

Influenza activity in Philadelphia appears to be decreasing as 38 influenza-associated hospitalizations from local hospitals were reported for the week of February 22-28, 2015. During the same week, 33 reports of laboratory-confirmed influenza A were detected at our 6 participating clinical laboratories, a decline from the previous week's totals. Influenza-like illness (ILI) activity at emergency departments and pediatric outpatient clinics also decreased compared to the previous week. Forty-three outbreaks of influenza have been reported in long term care facilities. Two influenza-associated pediatric mortalities occurred in Philadelphia, one in week 4 and one in week 5. *PDPH requests that any influenza cases presenting with parotitis be specifically reported. Due to low vaccine effectiveness this season, providers are reminded to treat all hospitalized and high-risk patients suspected to have influenza with antiviral medicine.*

Surveillance type	Compared to week of 2/15– 2/21	Compared to 3-yr seasonal* mean
Hospital ED Fever/flu visits	↓	↓
Pediatric Clinics ILI	↓	↓
Laboratory Influenza Surveillance	↓	↓

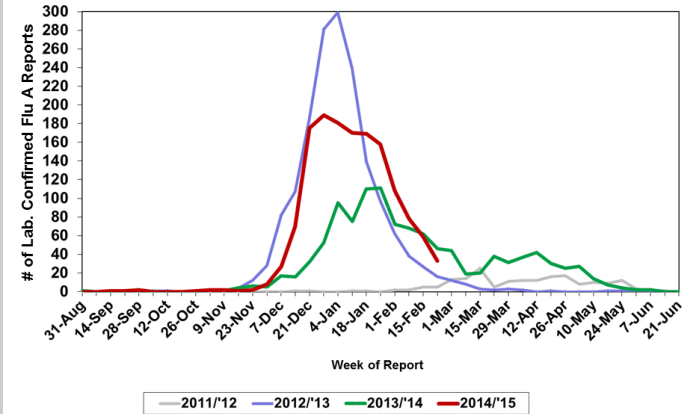
↑ = above 10 % of comparison group
 — = equivalent to comparison group (-10% to +10%)
 ↓ = below 10 % of comparison group
 * mean of 2007-'08, 2008-'09, and 2010-'11 flu seasons

Philadelphia Hospitalized Influenza Cases by Age, N=880



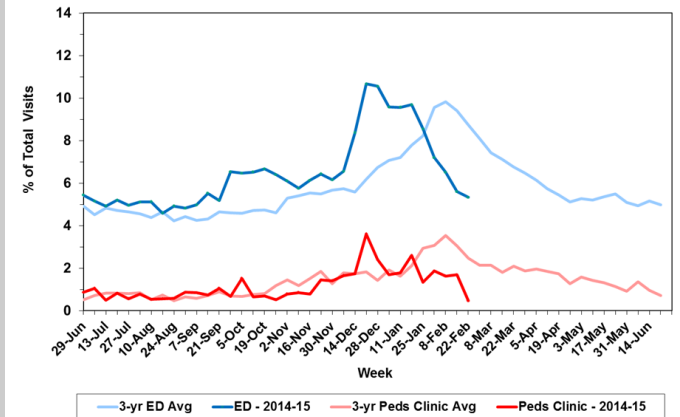
Laboratory-Based Surveillance for Influenza A: Philadelphia, 2011/2012 through 2014/2015 Seasons*

*Based on select hospital/laboratories participating in surveillance across respiratory virus seasons



Influenza-like Illness at Philadelphia Emergency Departments and Pediatric Ambulatory Clinics, 2014-15 Data compared to 3-Year Historical Averages*

*Average of 2007, 2008, and 2011 years



Pennsylvania

Influenza activity was categorized as regional during week 8 in Pennsylvania. A total of 48,534 cases of influenza (positive by any test type) have been reported as of February 28, 2015. A majority (92.1%) of the cases sub-typed at the state public health lab thus far this season have been associated with influenza A/H3 and 7.9% have been classified as other sub-types. A total of 184 influenza-associated deaths have occurred in Pennsylvania. Of the 184 influenza-associated deaths in PA, three were among the ages of 0-18, six were among the ages of 19-49, seventeen were among the ages of 50-64, and 158 were among people greater than 65 years of age. Twenty-one deaths with positive influenza tests have been reported in Philadelphia as of February 28, 2015.

United States

During week 8 influenza activity decreased, but remained elevated in the U.S. Nationwide, 2.5% of outpatient visits were due to ILI, which is above the national baseline (2.0%). Widespread activity was reported by Guam and 12 states, including New Jersey and New York. Puerto Rico, the U.S. Virgin Islands, and 30 states reported regional influenza activity. Local activity was reported by the District of Columbia and six states, including Delaware. Two states reported sporadic activity. Of the 16,821 specimens tested and reported by WHO/NREVSS collaborating laboratories during week 8, 1,834 (10.9%) were positive for influenza, of which 1,128 (61.5%) were influenza A and 706 (38.5%) were influenza B. Of the 1,128 positive influenza A specimens, 11 (1.0%) were categorized as 2009 H1N1, while 524 (46.5%) were H3. Subtyping was not performed on the other 593 (52.6%) specimens. In the U.S., the vast majority of recently circulating influenza viruses have been susceptible to the neuraminidase inhibitor antiviral medications; however, rare sporadic instances of oseltamivir-resistant A(H1N1)pdm09 and A(H3N2) viruses have been detected worldwide. Of all deaths reported during week 8, 7.2% were due to pneumonia and influenza, which is at the epidemic threshold for week 8 (7.2%). A total of 97 pediatric deaths have been reported for the 2014-2015 season from New York City and 31 states.

All institutional outbreaks and hospitalized and fatal cases of influenza are to be reported to PDPH.

Phone: (215) 685-6742 Fax: (215) 238-6947 Email: ACD@phila.gov
 Reporting requirements and forms are posted online at hip.phila.gov