



Philadelphia Department of Public Health Seasonal Influenza Surveillance Report January 25 – January 31, 2015 (Week 4)

Philadelphia Influenza Activity

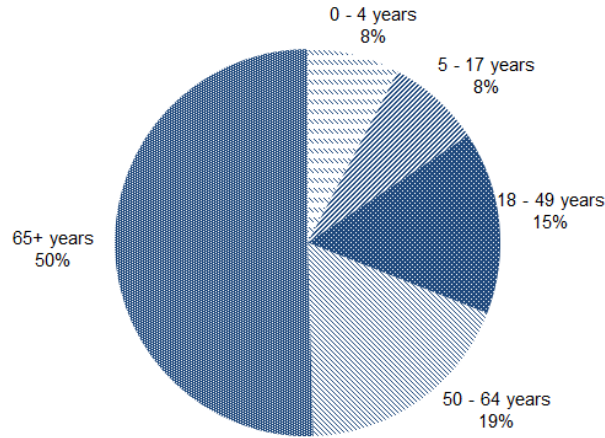
Please note these data are provisional and subject to change.

Influenza activity in Philadelphia appears to be decreasing as 99 influenza-associated hospitalizations from local hospitals were reported for the week of January 25 –31, 2015. During the same week, 157 reports of laboratory-confirmed influenza A were detected at our 6 participating clinical laboratories, a decline from the previous week's totals. Influenza-like illness (ILI) activity at emergency departments and pediatric ambulatory clinics also decreased compared to the previous week. Thirty-five outbreaks of influenza have been reported in long term care facilities. *PDPH requests that any influenza cases presenting with parotitis be specifically reported. Due to low vaccine effectiveness this season, providers are reminded to treat all hospitalized and high-risk patients suspected to have influenza with antiviral medicine.*

Surveillance type	Compared to week of 1/18– 1/24	Compared to 3-yr seasonal* mean
Hospital ED Fever/flu visits	↓	↑
Pediatric Clinics ILI	↓	—
Laboratory Influenza Surveillance	↓	↑

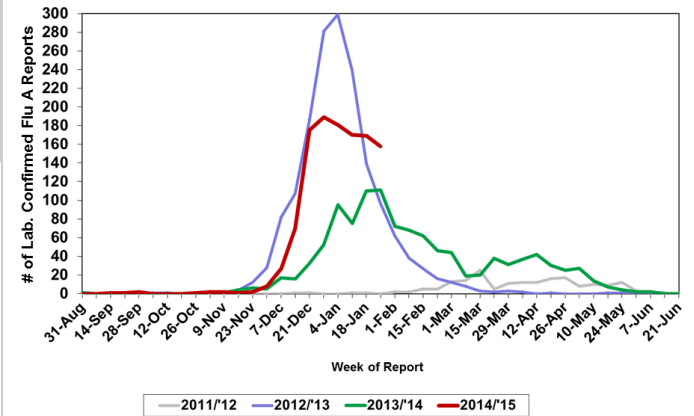
↑ = above 10 % of comparison group
 — = equivalent to comparison group (-10% to +10%)
 ↓ = below 10 % of comparison group
 * mean of 2007-'08, 2008-'09, and 2010-'11 flu seasons

Philadelphia Hospitalized Influenza Cases by Age, N=646



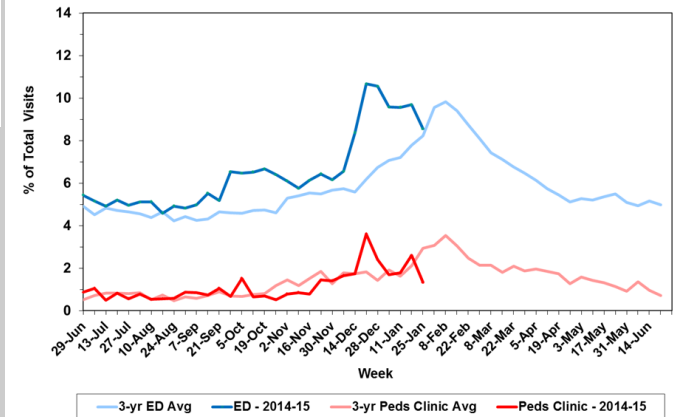
Laboratory-Based Surveillance for Influenza A: Philadelphia, 2011/2012 through 2014/2015 Seasons*

*Based on select hospital/laboratories participating in surveillance across respiratory virus seasons



Influenza-like Illness at Philadelphia Emergency Departments and Pediatric Ambulatory Clinics, 2014-15 Data compared to 3-Year Historical Averages*

*Average of 2007, 2008, and 2011 years



Pennsylvania

Influenza activity was categorized as widespread during week 4 in Pennsylvania. A total of 40,091 cases of influenza (positive by any test type) have been reported as of January 31, 2015. A majority (93.51%) of the cases sub-typed at the state public health lab thus far this season have been associated with influenza A/H3 and 6.49% have been classified as other sub-types. A total of 137 influenza-associated deaths have occurred in Pennsylvania. Of the 137 influenza-associated deaths in PA, one was among the ages of 10-18, four were among the ages of 25-49, twelve were among the ages of 50-64, and 120 were among people greater than 65 years of age. Eleven deaths with positive influenza tests were reported in Philadelphia.

United States

During week 4 influenza activity remained elevated in the U.S. Nationwide, 4.1% of outpatient visits were due to ILI, which is above the national baseline (2.0%). Widespread activity was reported by Puerto Rico and 40 states, including New Jersey, Delaware, and New York. The U.S. Virgin Islands, Guam, and nine states reported regional influenza activity. Local activity was reported by the District of Columbia and Alaska. Of the 22,122 specimens tested and reported by WHO/NREVSS collaborating laboratories during week 4, 3,869 (17.5%) were positive for influenza, of which 3,535 (91.4%) were influenza A and 334 (8.6%) were influenza B. Of the 3,535 positive influenza A specimens, 5 (0.1%) were categorized as 2009 H1N1, while 1,345 (38.0%) were H3. Subtyping was not performed on the other 2,185 (61.8%) specimens. In the U.S., the vast majority of recently circulating influenza viruses have been susceptible to the neuraminidase inhibitor antiviral medications; however, rare sporadic instances of oseltamivir-resistant A (H1N1)pdm09 and A(H3N2) viruses have been detected worldwide. Of all deaths reported during week 4, 8.5% were due to pneumonia and influenza, which is above the epidemic threshold for week 4 (7.2%). A total of 69 pediatric deaths have been reported for the 2014-2015 season from 27 states.

All institutional outbreaks and hospitalized and fatal cases of influenza are to be reported to PDPH.

Phone: (215) 685-6742 Fax: (215) 238-6947 Email: ACD@phila.gov
 Reporting requirements and forms are posted online at hip.phila.gov